

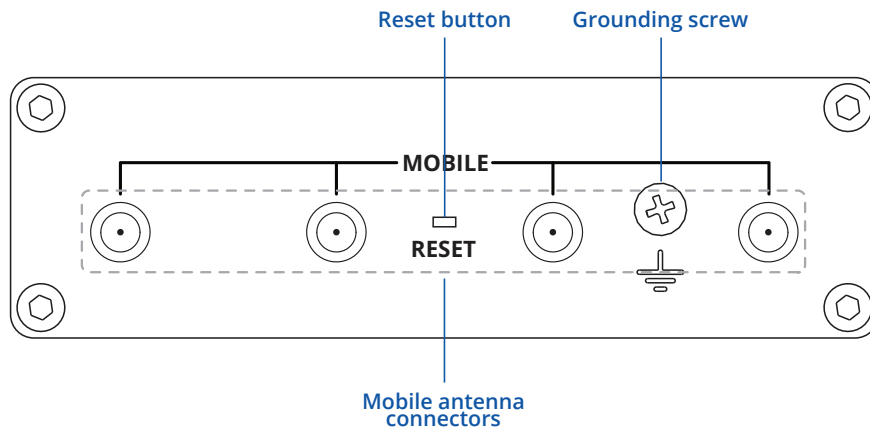


TRB500

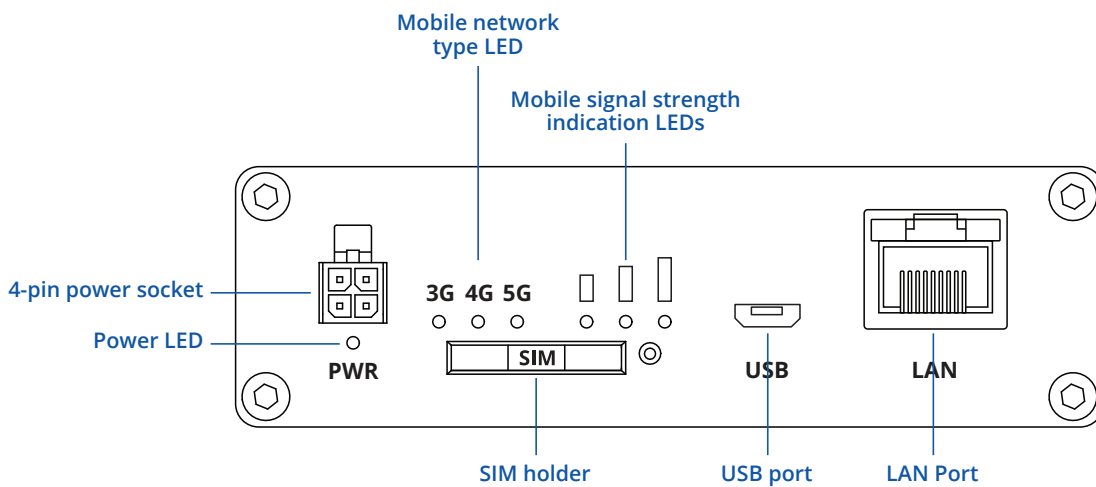


HARDWARE

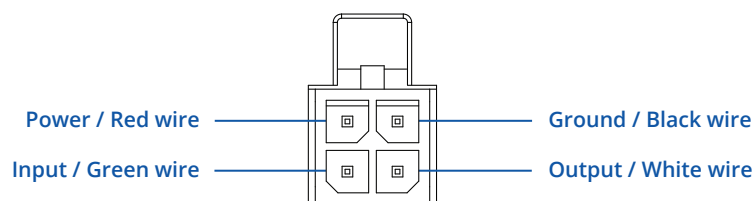
FRONT VIEW



BACK VIEW



POWER SOCKET PINOUT



FEATURES

MOBILE

Mobile module	5G Sub-6Ghz SA/NSA 2.1/3.3Gbps DL (4x4 MIMO), 900/600 Mbps UL (2x2); 4G (LTE) – LTE Cat 20 2.0Gbps DL, 200Mbps UL; 3G – 42 Mbps DL, 5.76Mbps UL
Status	Signal strength (RSSI), SINR, RSRP, RSRQ, EC/IO, RSCP, Bytes sent/received, connected band, IMSI, ICCID
SMS	SMS status, SMS configuration, send/read SMS via HTTP POST/GET, EMAIL to SMS, SMS to EMAIL, SMS to HTTP, SMS to SMS, scheduled SMS, SMS autoreply, SMPP
USSD	Supports sending and reading Unstructured Supplementary Service Data messages
Black/White list	Operator black/white list
Multiple PDN	Possibility to use different PDNs for multiple network access and services
Band management	Band lock, Used band status display
APN	Auto APN
Bridge	Direct connection (bridge) between mobile ISP and device on LAN
Passthrough	Router assigns its mobile WAN IP address to another device on LAN

ETHERNET

LAN	1 x LAN port, 10/100/1000 Mbps, supports auto MDI/MDIX crossover
-----	--

NETWORK

Routing	Static routing, Dynamic routing (BGP, OSPF v2, RIP v1/v2, EIGRP, NHRP), Policy based routing
Network protocols	TCP, UDP, IPv4, IPv6, ICMP, NTP, DNS, HTTP, HTTPS, SFTP, FTP, SMTP, SSL/TLS, ARP, VRRP, PPP, PPPoE, UPNP, SSH, DHCP, Telnet, SMPP, SMNP, MQTT, Wake On Lan (WOL)
VoIP passthrough support	H.323 and SIP-alg protocol NAT helpers, allowing proper routing of VoIP packets
Connection monitoring	Ping Reboot, Wget Reboot, Periodic Reboot, LCP and ICMP for link inspection
Firewall	Port forward, traffic rules, custom rules
DHCP	Static and dynamic IP allocation, DHCP Relay
QoS / Smart Queue Management (SQM)	Traffic priority queuing by source/destination, service, protocol or port, WMM, 802.11e
DDNS	Supported >25 service providers, others can be configured manually
Network backup	Mobile, VRRP, Wired options, each of which can be used as an automatic Failover
Load balancing	Balance Internet traffic over multiple WAN connections
SSHFS	Possibility to mount remote file system via SSH protocol

SECURITY

Authentication	Pre-shared key, digital certificates, X.509 certificates, TACACS+, Radius, IP & Login attempts block
Firewall	Pre-configured firewall rules can be enabled via WebUI, unlimited firewall configuration via CLI; DMZ; NAT; NAT-T
Attack prevention	DDOS prevention (SYN flood protection, SSH attack prevention, HTTP/HTTPS attack prevention), port scan prevention (SYN-FIN, SYN-RST, X-mas, NULL flags, FIN scan attacks)
VLAN	Port and tag-based VLAN separation
Mobile quota control	Mobile data limit, customizable period, start time, warning limit, phone number
WEB filter	Blacklist for blocking out unwanted websites, Whitelist for specifying allowed sites only
Access control	Flexible access control of TCP, UDP, ICMP packets, MAC address filter

VPN

OpenVPN	Multiple clients and a server can run simultaneously, 27 encryption methods
OpenVPN Encryption	DES-CBC 64, RC2-CBC 128, DES-EDE-CBC 128, DES-EDE3-CBC 192, DESX-CBC 192, BF-CBC 128, RC2-40-CBC 40, CAST5-CBC 128, RC2-64-CBC 64, AES-128-CBC 128, AES-128-CFB 128, AES-128-CFB1 128, AES-128-CFB8 128, AES-128-OFB 128, AES-128-GCM 128, AES-192-CFB 192, AES-192-CFB1 192, AES-192-CFB8 192, AES-192-OFB 192, AES-192-CBC 192, AES-192-GCM 192, AES-256-GCM 256, AES-256-CFB 256, AES-256-CFB1 256, AES-256-CFB8 256, AES-256-OFB 256, AES-256-CBC 256
IPsec	IKEv1, IKEv2, with 14 encryption methods for IPsec (3DES, DES, AES128, AES192, AES256, AES128GCM8, AES192GCM8, AES256GCM8, AES128GCM12, AES192GCM12, AES256GCM12, AES128GCM16, AES192GCM16, AES256GCM16)
GRE	GRE tunnel, GRE tunnel over IPsec support
PPTP, L2TP	Client/Server instances can run simultaneously, L2TPv3, L2TP over IPsec support
Stunnel	Proxy designed to add TLS encryption functionality to existing clients and servers without any changes in the program's code
DMVPN	Method of building scalable IPsec VPNs
SSTP	SSTP client instance support
ZeroTier	ZeroTier VPN client support
WireGuard	WireGuard VPN client and server support
Tinc	Tinc offers encryption, authentication and compression in it's tunnels. Client and server support.

MODBUS TCP SLAVE

ID filtering	Respond to one ID in range [1;255] or any
Allow remote access	Allow access through WAN
Custom registers	MODBUS TCP custom register block requests, which read/write to a file inside the router, and can be used to extend MODBUS TCP Slave functionality

MODBUS TCP MASTER

Supported functions	01, 02, 03, 04, 05, 06, 15, 16
Supported data formats	8-bit: INT, UINT; 16-bit: INT, UINT (MSB or LSB first); 32-bit: float, INT, UINT (ABCD (big-endian), DCBA (little-endian), CDAB, BADC)

DATA TO SERVER

Protocol	HTTP(S), MQTT, Azure MQTT, Kinesis
----------	------------------------------------

MQTT GATEWAY

MQTT Gateway	Allows sending commands and receiving data from MODBUS Master through MQTT broker
--------------	---

DNP3

Supported modes	TCP Master, DNP3 Outstation
-----------------	-----------------------------

MONITORING & MANAGEMENT

WEB UI	HTTP/HTTPS, status, configuration, FW update, CLI, troubleshoot, event log, system log, kernel log
FOTA	Firmware update from server, automatic notification
SSH	SSH (v1, v2)
SMS	SMS status, SMS configuration, send/read SMS via HTTP POST/GET
Call	Reboot, Status, Mobile data on/off, Output on/off, answer/hang-up with a timer
TR-069	OpenACS, EasyCwmp, ACSLite, tGem, LibreACS, GenieACS, FreeACS, LibCWMP, Friendly tech, AVSystem
MQTT	MQTT Broker, MQTT publisher
SNMP	SNMP (v1, v2, v3), SNMP Trap
JSON-RPC	Management API over HTTP/HTTPS
MODBUS	MODBUS TCP status/control
RMS	Teltonika Remote Management System (RMS)

IoT PLATFORMS

Clouds of things	Allows monitoring of: Device data, Mobile data, Network info, Availability
ThingWorx	Allows monitoring of: WAN Type, WAN IP, Mobile Operator Name, Mobile Signal Strength, Mobile Network Type
Cumulocity	Allows monitoring of: Device Model, Revision and Serial Number, WAN Type and IP, Mobile Cell ID, ICCID, IMEI, Connection Type, Operator, Signal Strength
Azure IoT Hub	Can send device IP, Number of bytes send/received, Temperature, PIN count to Azure IoT Hub server, Mobile connection state, Network link state, IMEI, ICCID, Model, Manufacturer, Serial, Revision, IMSI, SIM State, PIN state, GSM signal, WCDMA RSCP, WCDMA EC/IO, LTE RSRP, LTE SINR, LTE RSRQ, CELL ID, Operator, Operator number, Connection type

SYSTEM CHARACTERISTICS

CPU	Single core ARM Cortex A7, 1.5 GHz
RAM	256 MB (128 MB available for userspace)
FLASH storage	512 MB (200 MB available for userspace)

FIRMWARE / CONFIGURATION

WEB UI	Update FW from file, check FW on server, configuration profiles, configuration backup
FOTA	Update FW
RMS	Update FW/configuration for multiple devices at once
Keep settings	Update FW without losing current configuration

FIRMWARE CUSTOMIZATION

Operating system	RutOS (OpenWrt based Linux OS)
Supported languages	Busybox shell, Lua, C, C++, and Python, Java in Package manager
Development tools	SDK package with build environment provided

INPUT/OUTPUT

Configurable I/O	1 x Digital Input, 0 - 6 V detected as logic low, 8 - 30 V detected as logic high
Output control	1 x Digital Output, Open collector output, max output 30 V, 300 mA
Events	Email, RMS, SMS
I/O juggler	Allows to set certain I/O conditions to initiate event

POWER

Connector	4-pin industrial DC power socket
Input voltage range	9 – 30 VDC, reverse polarity protection, surge protection +/-1 kV 50 µs max
Power consumption	Idle: < 3 W, Max < 6 W

PHYSICAL INTERFACES (PORTS, LEDS, ANTENNAS, BUTTONS, SIM)

Ethernet	1 x RJ45 port, 10/100/1000 Mbps
I/O's	2 x Configurable I/O pins on 4-pin power connector
Status LEDs	3 x connection type status LEDs, 3 x connection strength LEDs, 2 x LAN status LEDs, 1 x Power LED
SIM	1 x SIM slot (Mini SIM – 2FF), 1.8 V/3 V
Power	1 x 4-pin power connector
Antennas	4 x SMA for Mobile
USB	1 x Virtual network interface via micro USB
Reset	Reboot/User default reset/Factory reset button

PHYSICAL SPECIFICATION

Casing material	Aluminum housing
Dimensions (W x H x D)	100 x 30 x 93.4 mm
Weight	241g
Mounting options	DIN rail, Flat surface

OPERATING ENVIRONMENT

Operating temperature	-40 °C to 75 °C
Operating humidity	10 % to 90 % non-condensing
Ingress Protection Rating	IP30

WHAT'S IN THE BOX?

STANDARD PACKAGE CONTAINS*

- TRB500 Gateway
- 9 W PSU
- 4x Mobile antennas (swivel, SMA male)
- Micro-USB cable (0.8 m)
- Ethernet cable
- SIM Adapter kit
- QSG (Quick Start Guide)
- Packaging box



 <p>TRB500 GATEWAY</p>	 <p>9 W PSU</p>	 <p>4 X MOBILE ANTENNAS (SWIVEL, SMA MALE)</p>
 <p>MICRO-USB CABLE (0.8 M)</p>	 <p>ETHERNET CABLE</p>	 <p>SIM ADAPTER KIT</p>

* For all standard order codes standard package contents are the same, except for PSU.

STANDARD ORDER CODES

PRODUCT CODE	HS CODE	HTS CODE	PACKAGE CONTAINS
TRB500 000000	851762	8517.62.00	Standard Package with EU PSU

For more information on all available packaging options – please contact us directly.

AVAILABLE VERSIONS

PRODUCT CODE	REGION (OPERATOR)	FREQUENCY
TRB500 0*****	Europe ¹ , the Middle East, Africa, Oceania, Brazil	<ul style="list-style-type: none"> • 5G NR NSA: n1, n3, n5, n7, n8, n20, n38, n40, n41, n77, n78 • 5G NR SA: n1, n3, n5, n7, n8, n20, n38, n40, n41, n77, n78 • 4G (LTE-FDD): B1, B3, B5, B7, B8, B20, B32 • 4G (LTE-TDD): B38, B40, B41, B42, B43 • 3G: B1, B8
TRB500 000601	Thailand	<ul style="list-style-type: none"> • 5G NR NSA: n7, n40, n77, n78 • 5G NR SA: n1, n3, n5, n7, n8, n20, n38, n40, n41, n77, n78 • 4G (LTE-FDD): B1, B3, B5, B7, B8, B20, B32 • 4G (LTE-TDD): B38, B40, B41, B42, B43 • 3G: B1, B8

The price and lead-times for region (operator) specific versions may vary. For more information please contact us.

1 - Regional availability - excluding Russia & Belarus.

TRB500 SPATIAL MEASUREMENTS & WEIGHT

MAIN MEASUREMENTS

W x H x D dimensions for TRB500:

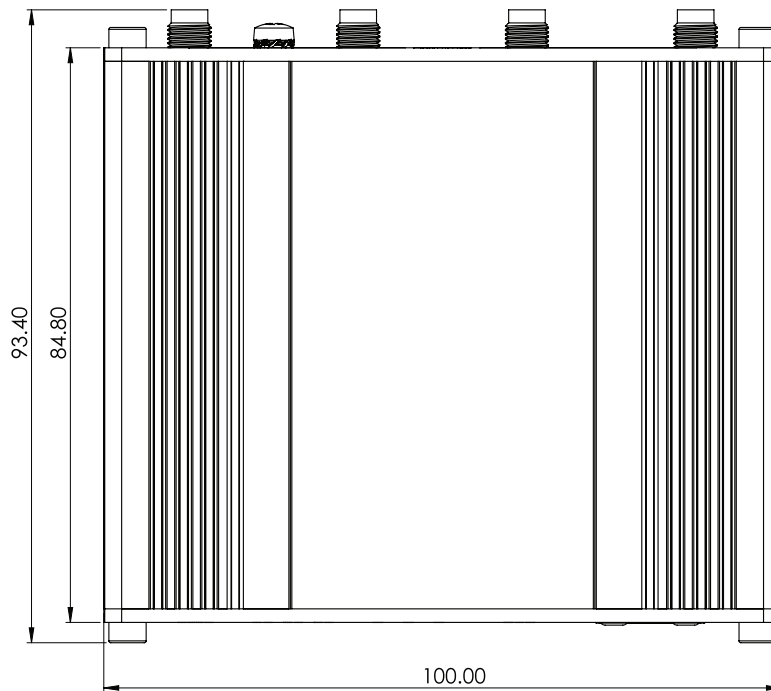
Device housing*: 100 x 30 x 93.4 mm

Box: 173 x 71 x 148 mm

*Housing measurements are presented without antenna connectors and screws; for measurements of other device elements look to the sections below.


TOP VIEW

The figure below depicts the measurements of TRB500 and its components as seen from the top:



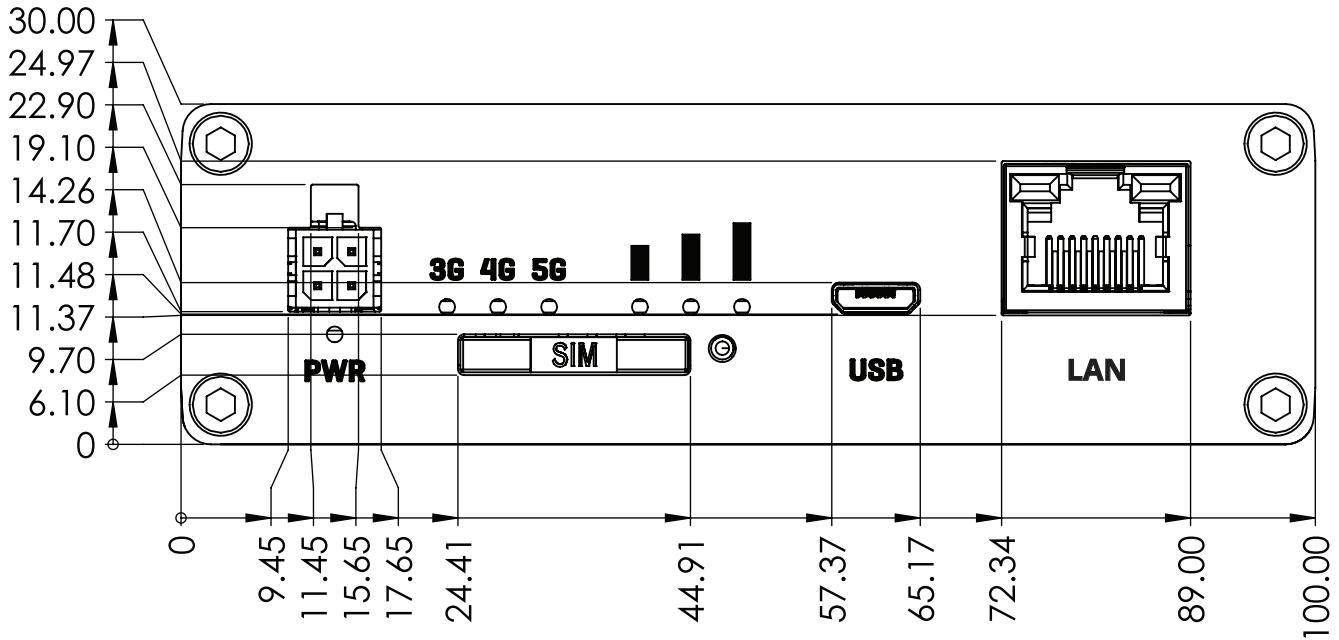
RIGHT VIEW

The figure below depicts the measurements of TRB500 and its components as seen from the right side:



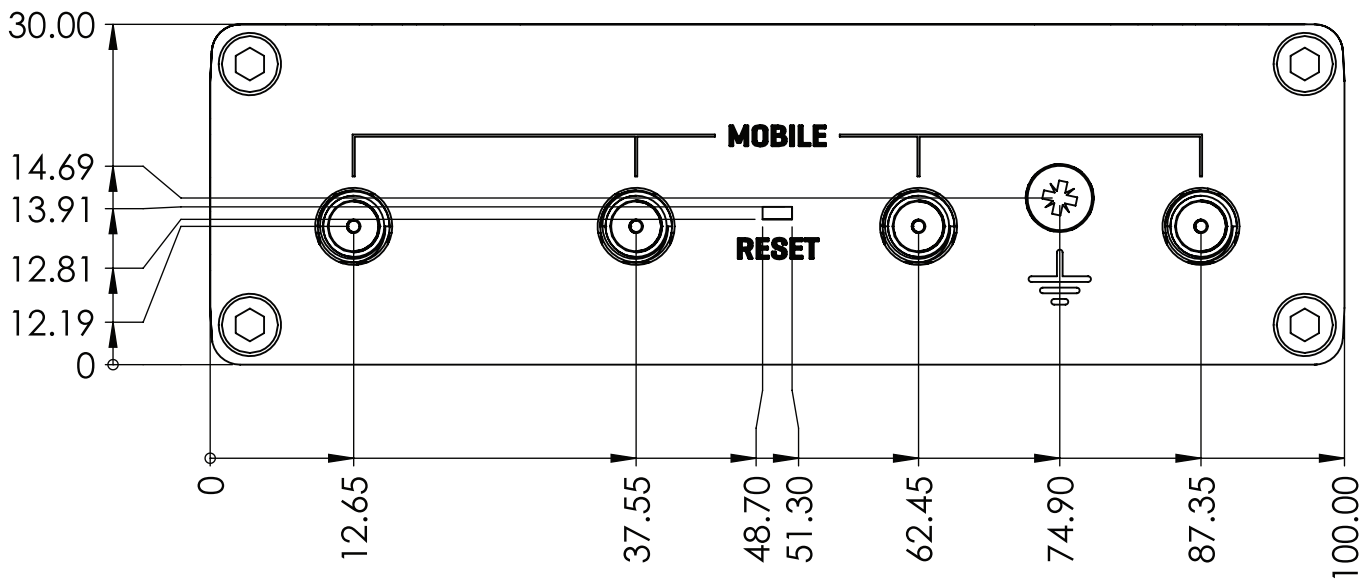
FRONT VIEW

The figure below depicts the measurements of TRB500 and its components as seen from the front panel side:



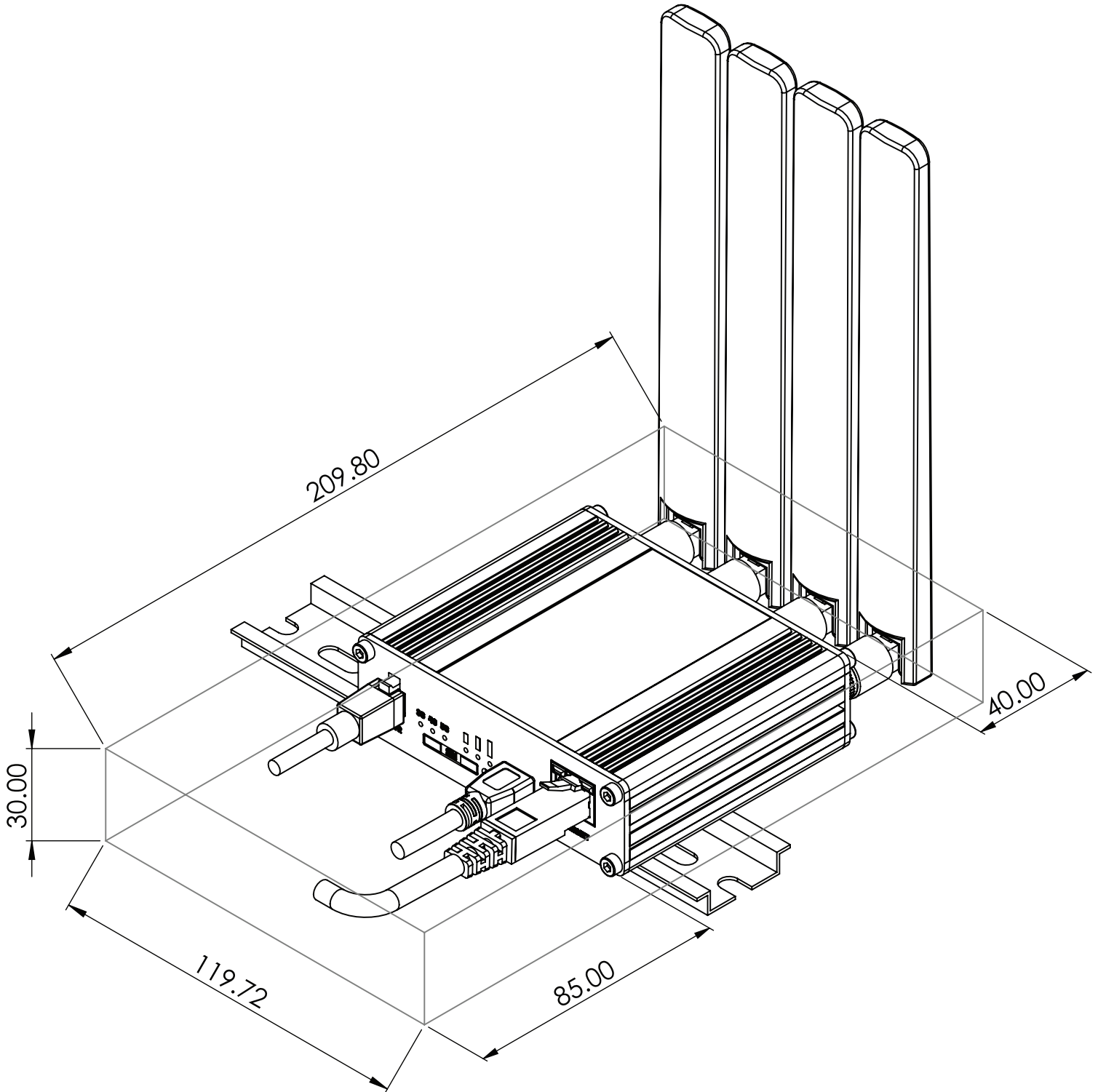
REAR VIEW

The figure below depicts the measurements of TRB500 and its components as seen from the back panel side:



MOUNTING SPACE REQUIREMENTS

The figure below depicts an approximation of the device's dimensions when cables and antennas are attached:



DIN RAIL

The scheme below depicts protrusion measurements of an attached DIN Rail:

